



WRL-LED-55


WORK / REVERSING LED LAMP PLASTIC HOUSING



PRODUCT BENEFITS

- Tiny but Strong
- Cost-effective product combining High Intensity Work Lamp & Reversing Lamp in one
- Plastic housing design which extends product lifetime due to better heat dispersion
- Light-Weight Plastic Housing
- High Level EMC Class 3
- Carbon Alloy Plastic Anticorrosion Housing
- Multivoltage 12-24V
- IP69K Protection

CONNECTION LAYOUT

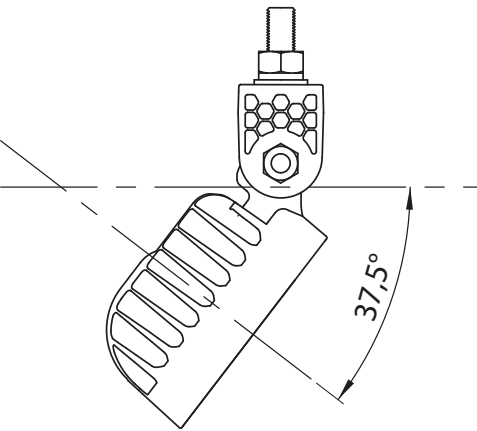
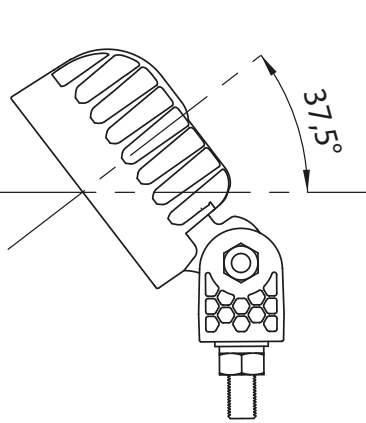


WRL-LED-55



WRL-LED-55DT

REVERSE FUNCTION APPROVED INSTALLATION

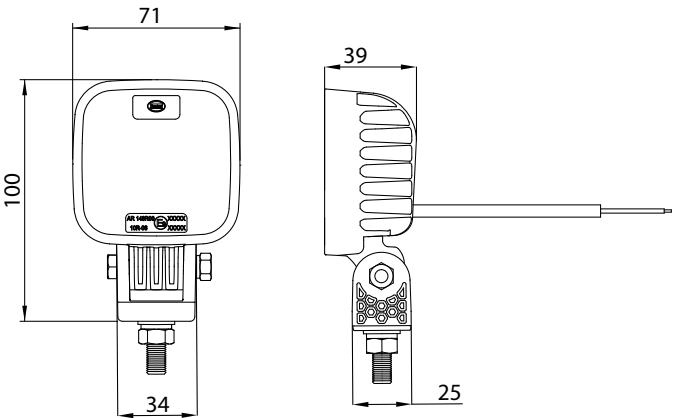


TECHNICAL SPECIFICATIONS

TECHNICAL DATA

Product Number		WRL-LED-55 SERIES	
Variants		WRL-LED-55	WRL-LED-55DT
Operating Voltage		10V - 30V	
Reverse Polarity Protection		Yes	
Light Function		LED Work Lamp	
Consumption		12W	
Temperature Range		-40C / +65C	
Material	Lens	PC	
	Housing	Plastic	
Type of Protection		IP69K	
Approvals	ECE	148R Cat. AR	
	EMC	R10-06	
	CISPR 25	Class 3	
Lumen Output	Raw	1500 lm	
Type of Connection	Connection	Cable Output	Deutsch Connector
	Specification	500mm length	Integrated 2pin Connector

DIMENSIONAL DRAWING



ISOLUX DIAGRAM

