





DSL-5000 SERIES

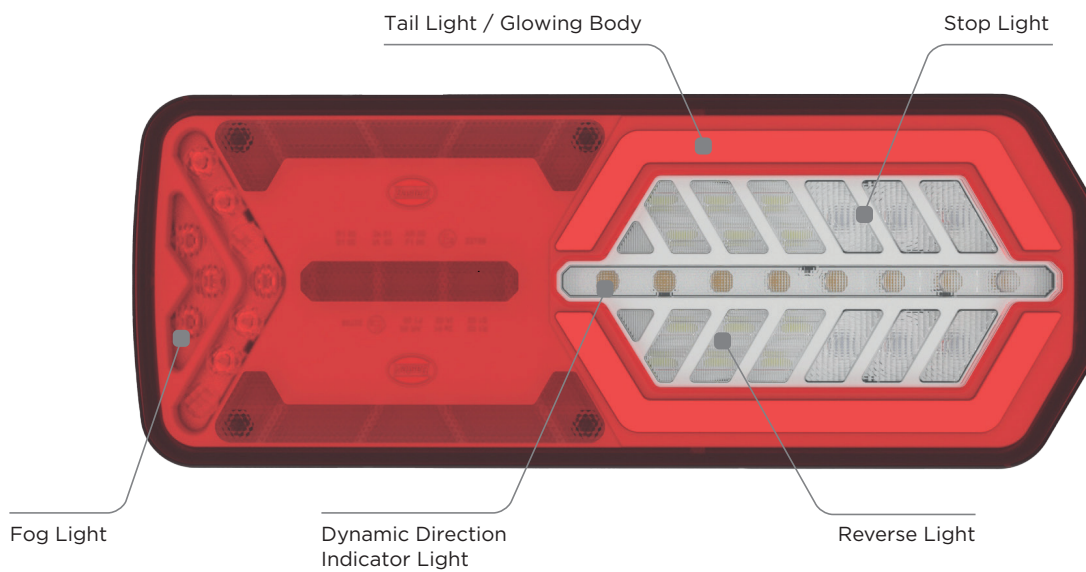
REAR MULTIFUNCTIONAL LED LAMP



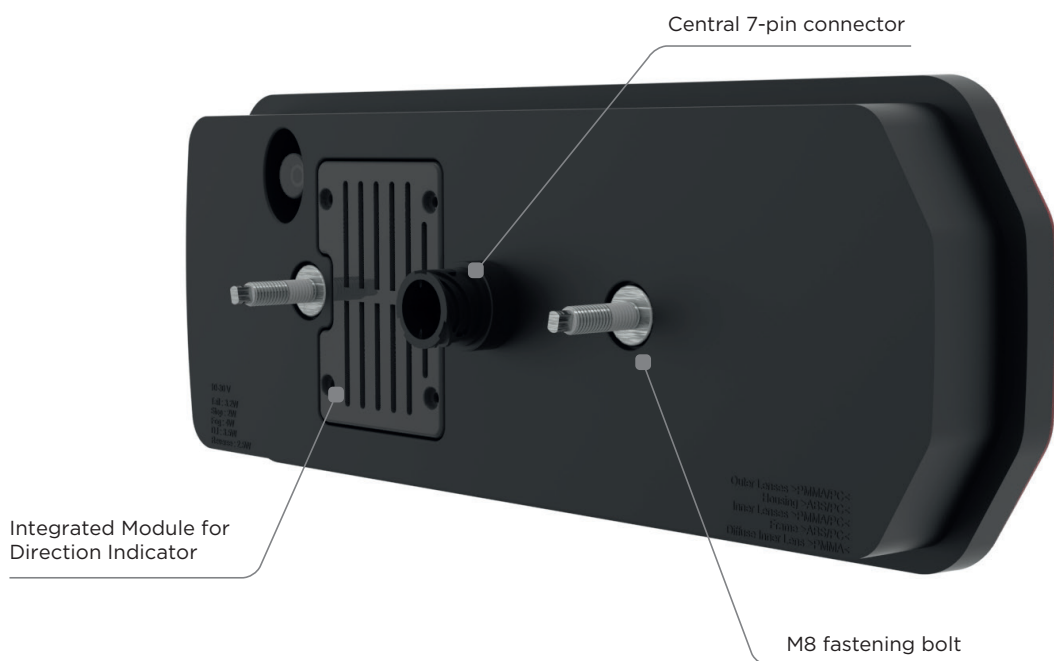
PRODUCT BENEFITS

- Attractive EU design with Dynamic Direction Indicator
- Multivoltage 10-30V
- Robust design with lens fixed to the housing
- Tail light that stands out due to Glowing Body technology
- IP67 Protection
- Integrated Control Unit for Direction Indicator lamp

FUNCTIONS LAYOUT

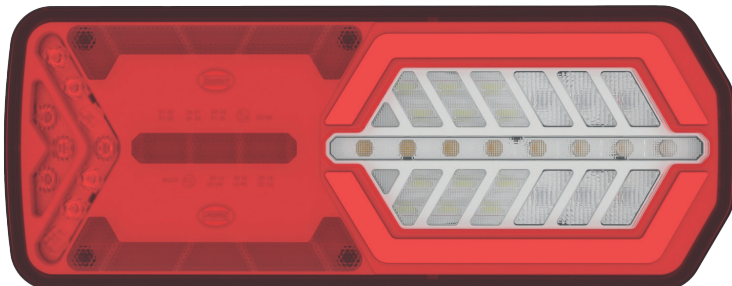


REAR SIDE CONFIGURATION




BLACK OR GREY BEZEL


Series DSL-5000TR



Series DSL-5000TRB



Series DSL-5000



Series DSL-5000B

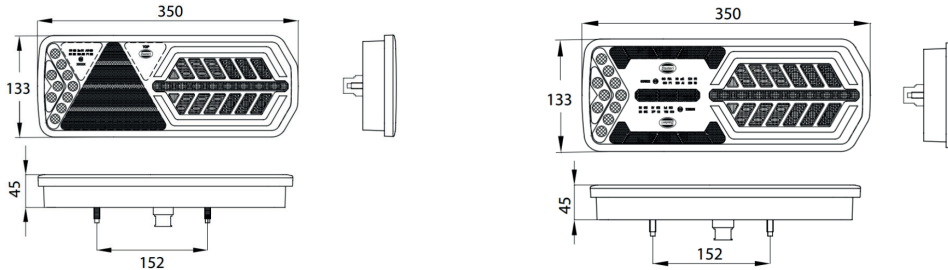


TECHNICAL SPECIFICATIONS

TECHNICAL DATA

Operating Voltage		10 V - 30 V						
Reverse Polarity Protection		Yes						
Light Function & Max. Consumption	Direction Indicator Light	3.5 W						
	Tail Light	3.2 W						
	Stop Light	2.0 W						
	Fog	4 W						
	Reverse Light	2.5 W						
Temperature Range		- 40°C to + 60°C						
Type of Mounting		Fastening Bolts - M8						
Material	Lens	PC (Red + Clear)						
	Housing	ABS + PC (Black)						
Type of Protection		IP67						
Approvals	ECE	R3	R3	R23	R38	R7	R7	R6
		III A	IA	AR	F1	S1	R1	2a
	02	02	00	00	02	02	01	
EMC		R10-06						
Type of Connection		Standard Versions 7-pin AMP Connector or Cable Output						

DIMENSIONAL DRAWING



CODES SERIES DSL-5000 OVERVIEW

Variants Ref. No.	Truck	Trailer	Left	Right	Cable	7-pin AMP	Grey Bezel	Black Bezel	Load Module for Direction Indicator
DSL-5000	•			•	•		•		Add M12 or M24 to Ref. No for 12V or 24V module device
DSL-5001	•		•		•		•		
DSL-5002	•			•		•	•		
DSL-5003	•		•			•	•		
DSL-5000B	•			•	•			•	
DSL-5001B	•		•		•			•	
DSL-5002B	•			•		•		•	
DSL-5003B	•		•			•		•	
DSL-5000TR		•		•	•		•		
DSL-5001TR		•	•		•		•		
DSL-5002TR		•		•		•	•		
DSL-5003TR		•	•			•	•		
DSL-5000TRB		•		•	•			•	
DSL-5001TRB		•	•		•			•	
DSL-5002TRB		•		•		•		•	
DSL-5003TRB		•	•			•		•	